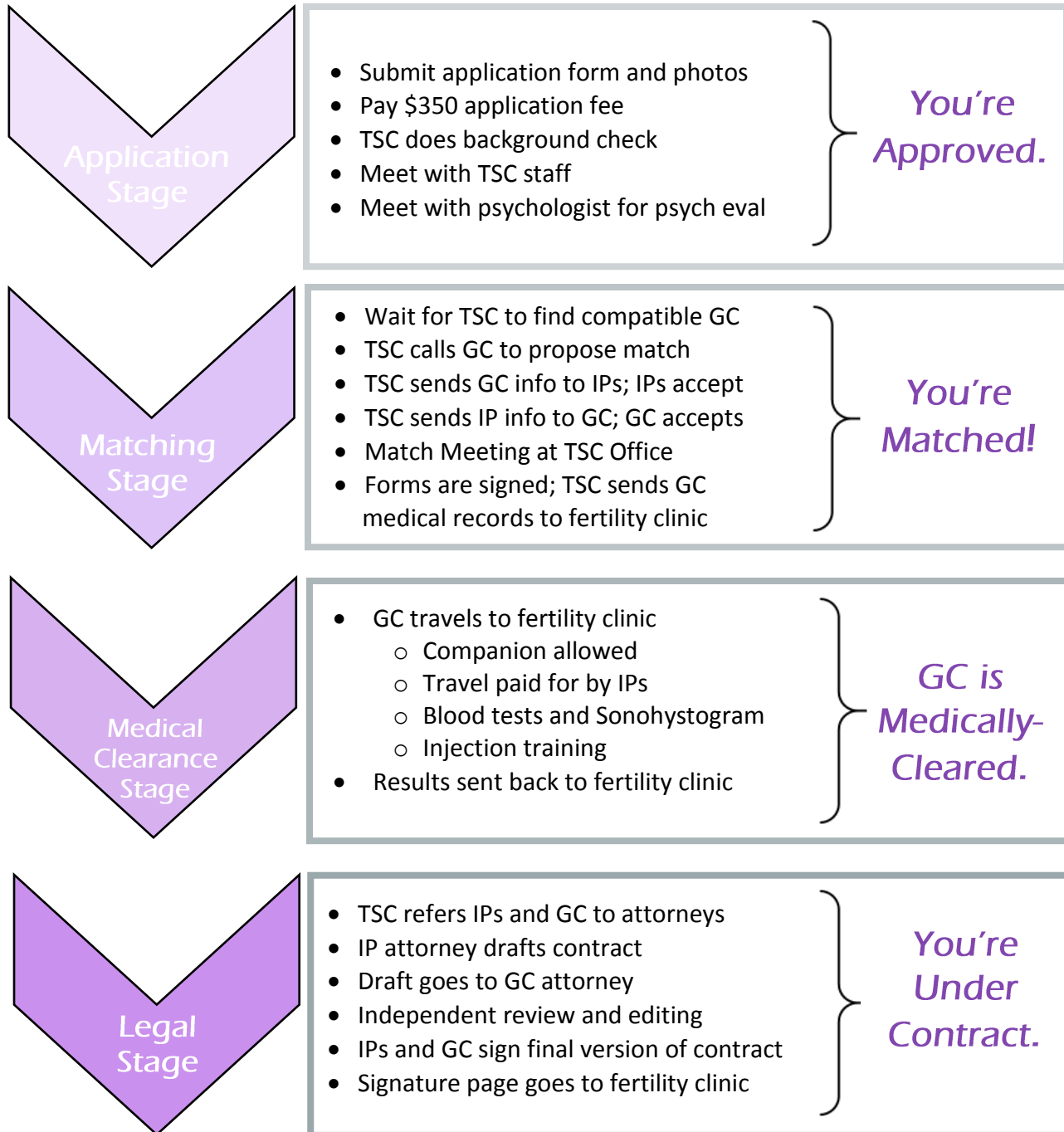
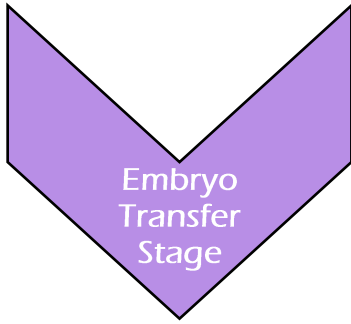


PROCESS FLOW FOR INTENDED PARENTS

IP = Intended Parents, GC = Gestational Carrier, TSC = The Surrogacy Center

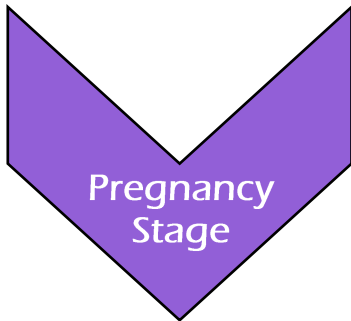




Embryo
Transfer
Stage

- GC takes hormones to prepare body
- Local appointments for blood draws, ultrasounds
- GC travels to fertility clinic for transfer
- Clinic may let you skype-in if far away
- GC follows post-transfer clinic protocol
- Blood draw in 10 days to confirm pregnancy

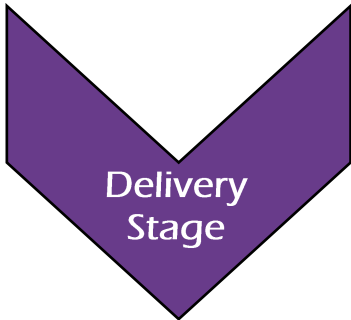
You are welcome to attend the transfer.



Pregnancy
Stage

- GC takes daily progesterone injections (up to 10 weeks) to sustain pregnancy
- GC and IPs communicate regularly
- GC's care is transferred to her regular OB
- Typical prenatal care throughout pregnancy
- IPs attend 20-week ultrasound (and as many other appointments as they can).

GC wants this to be your pregnancy.



Delivery
Stage

- TSC informs hospital ahead of time
- GC keeps IPs informed near delivery date
- IPs participate in birth at GC's hospital
- Hospital gives separate rooms to GC and IPs
- IPs care for baby from birth
- Nurses teach IPs how to care for baby

Congrats! You have a baby!



Post-Delivery
Stage

- IPs go home with baby
- Post-partum recovery for GC
- Judge awards legal parentage in court
- Pictures are taken with judge
- Birth certificate issued with parents' names
- IPs send photos and updates to GC

Your life has been changed forever.

Helping Families Grow Since 2002